

## Feedback Committee

(Session: 2021-22)

### Meeting Report

Meeting Date: 05/07/2022

Meeting Co-ordinate by: Dr. A. P. Charjan, Dr. S. S. Kwar

Following Point discussed in the meeting:

- (i) As per the direction of Chairman of FEED BACK Committee, In this session Student Satisfaction Survey of the Teaching & Learning process Conducted.
- (ii) Feedback committee taken an online survey on Teaching & Learning process from 27/04/2022 to 07/05/2022.
- (iii) Committee received Total 565 Students responses.
- (iv) After the analysis, Report submitted to Chairman of feedback committee.
- (v) Chairman discussed on the following Key points responses by students in survey;
  1. A high percentage of students (86.6%) complete satisfaction over the quality of Teaching Learning in our college.
  2. Students have expressed overall satisfaction regarding the syllabus completion and laboratory experiments (93%), preparedness of the teachers (89.8%) and communications with the students (84.9%).
  3. Students have appreciated the teacher's attitude towards teaching and fairness in evaluation. However, they have requested for more concentration on poor performance student and build their confidence.
  4. Teacher's preparation, communication, use of appropriate teaching pedagogy and fairness of internal evaluation has been rated high in the survey.
  5. The college provides ample opportunities for cultural activities, sports activities and extra curricular activities. The teachers also encourage for the participation in extra curricular activities (86.7%). The students have opined that college also provides good environment for emotional growth of students.
  6. The students have expressed satisfaction (86.2%) regarding the mentorship programme, review and continuous quality improvement of the teaching learning process run by the institute.
  7. Students appreciated (84.3%) teaching and implementation of learning outcome based curriculum which includes continuous evaluation and assessment of students throughout the semester.
  8. Students have also acknowledged (86.2%) about student centric methods, such as experiential learning, participative learning and problem solving methodologies for enhancing learning experiences.
- (vi) Chairman discuss the following suggestions by students in survey; with IQAC Committee; concerned Head, Faculties of the department and Librarian and give necessary instructions to them.

- Formulate mechanism which will identify strength and weakness of students and aware right level of challenges and help them to overcome their weakness.
- Enhance use of ICT in teaching and equip laboratories with multiple copies of small instruments.
- Enhance number of Books in Library.



**Coordinator**  
**Dr. S. S. Kavar**  
**Date: 05/07/2022**



**Chairman/Principal**  
**Dr. A. P. Charjan**  
**Principal**  
**Shri. Dr. R. G. Rathod Arts & Science**  
**College, Murtizapur, Dist. Akola**

Shri.Dr.R.G.Rathod Arts and Science College,MurtizapurDist:- Akola

## A Report on Alumni Meeting


Session (2021-22)


The Alumni Association has organized a Alumni meeting on 29/04/2022 at 10:30 am .The purpose was to provide a platform for all alumni to come together and do something for the college. In this meeting following points are discussed-

- i. Activities carried out throughout the year were reviewed within this meet.
- ii. There was also discussion on what you can do for the student over the next year.
- iii. The issue of whether jobs can be made available for the students studying in the college was also discussed.

Member of Shri.G.S.R.S.P.Mandal Dahatonda's Shri.R.S.Jadhav presided over the function .For the meeting Mr.Ravi Harjani President of Alumni association,Shri Dr.R.G.Rathod arts and Science college, Murtizapur ,Principal Dr.A.P.Charjan and Mr.R.H.Khandare was present. At the beginning of the program, all Alumniwere welcomed with a bouquet of flowers.

Mr.Ravi Harjani President of aof the college, in his introductory remarks, gave an overview of all activities of the college. Dr.A.S.Nimkar the organizer of the alumni meeting, presented a complete review of the work of the college to the alumni. Some of the alumni like Purushottam Raut, Prajwal Zinjurde,Vishal Nikam,Ku.Vishakha Nakat,Atul Rajurkar etc present at the meeting expressed their views.The programme was moderated by Mr.S.K.Shaha , Head Department of Marathi and Dr.T.R,Tatte, Assistant Professor of Physics expressed vote of thanks. All the teacher and non-teaching staff of the college were present for the meet. All teaching & non -teaching staff worked hard for the success of the meet.

  
Dr A. S. Nimkar

  
PRINCIPAL  
Shri Dr. R. G. Rathod  
Arts & Science College  
Murtizapur, Dist. Akola

# Shri. Dr. R. G. Rathod Arts & Science College, Murtizapur

## Report of Analysis of Student Satisfaction Survey

Session: 2021-22

The college is affiliated to the Sant Gadge Baba Amravati University, Amravati. This Year College conducted Student Satisfaction Survey. In the session 2021-22, Online Survey is taken from the students regarding suggestions on Teaching & Learning Process implemented by College. We have received 565 students' responses and analyzed.

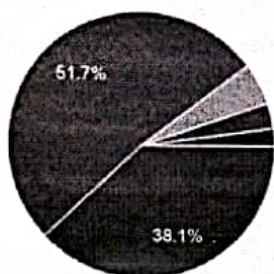
**Total No. of Students: 565**

Question No.	Teaching & Learning Evaluation Points	Response in %				
		4	3	2	1	0
1	How well did the teachers prepare for the classes?	51.7	38.1	10.2	--	--
2	How well were the teachers able to communicate?	67.6	17.3	8.9	6.2	--
3	The teacher's approach to teaching can best be described as.	46.2	30.7	21.5	1.6	--
4	Fairness of the internal evaluation process by the teachers.	65.9	21.9	12.2	--	--
5	Was your performance in assignments discussed with you?	66.1	17.9	11.4	4.6	--
6	The institute takes active interest in promoting internship, student exchange, field visit opportunities for students.	59.8	14.1	19.6	6.5	--
7	The teaching and mentoring process in your institution facilitates you in cognitive, social and emotional growth.	28.4	56.9	10	4.7	--
8	The institution provides multiple opportunities to learn and grow.	33.9	53.1	9.1	3.81	--
9	Teachers inform you about your expected competencies, course outcomes and programme outcomes	58.7	25.6	15.7	--	--
10	The teachers illustrate the concepts through examples and applications.	65.9	20.3	9.1	4.7	--
11	The teachers identify your strengths and encourage you with providing right level of challenges.	58.9	24.2	9.9	7	--
12	12. Teachers are able to identify your weaknesses and help you to overcome them.	62.3	22.2	15.5	--	--
13	The institution makes effort to engage students in the monitoring, review and continuous quality improvement of the teaching learning process.	36	50.2	13.8	--	--
14	The institute/ teachers use student centric methods, such as experiential learning, participative learning and problem solving methodologies for enhancing learning experiences.	50.7	35.5	13.8	--	--
15	Teachers encourage you to participate in extracurricular activities.	42.9	43.8	8.9	4.4	--
16	Efforts are made by the institute/ teachers to inculcate soft skills, life skills and	54.3	30.7	8	7	--

	employability skills to make you ready for the world of work.					
17	The overall quality of teaching-learning process in your institute is.	45.6	41	9.8	3.6	--

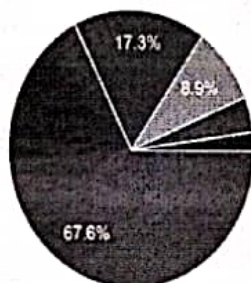
**Analysis and the findings:** The analysis of the responses collected from the students done by the Feedback team. The question-wise outcome of the results is presented below:

**1. How well did the teachers prepare for the classes?**



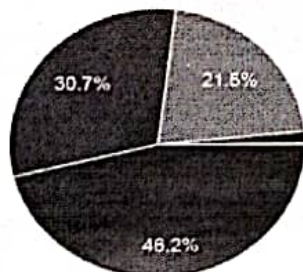
- 4 – Thoroughly
- 3 – Satisfactorily
- 2 – Poorly
- 1 – Indifferently
- 0 – Won't teach at all

**2. How well were the teachers able to communicate?**



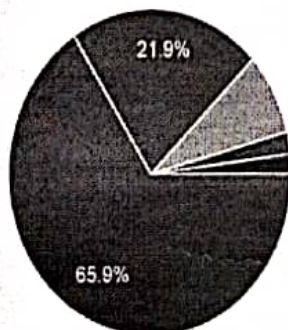
- 4 – Always effective
- 3 – Sometimes effective
- 2 – Just satisfactory
- 1 – Generally ineffective
- 0 – Very poor communication

**3. The teacher's approach to teaching can best be described as.**




- 4 – Excellent
- 3 – Very good
- 2 – Good
- 1 – Fair
- 0 – Poor

**4. Fairness of the internal evaluation process by the teachers.**

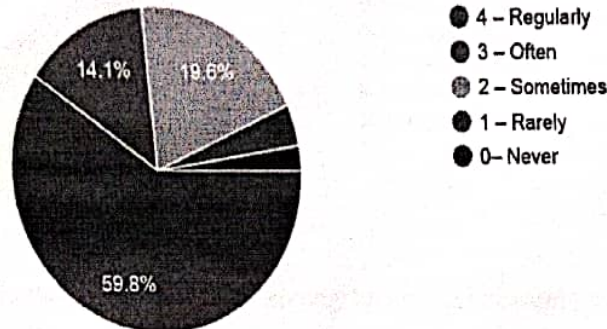


- 4 – Always fair
- 3 – Usually fair
- 2 – Sometimes unfair
- 1 – Usually unfair
- 0 – Unfair

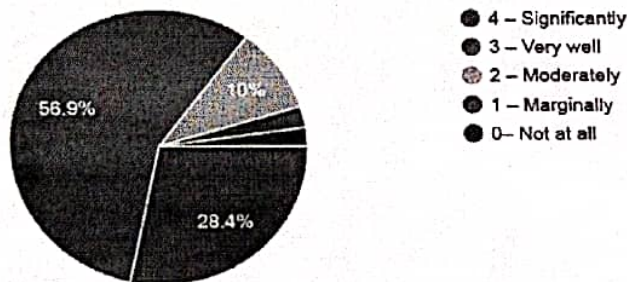
**5. Was your performance in assignments discussed with you?**



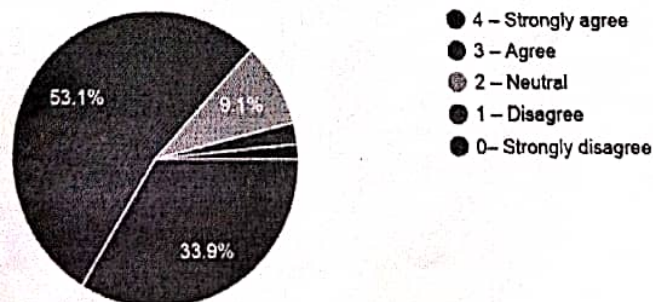
**6. The institute takes active interest in promoting internship, student exchange, field visit opportunities for students.**



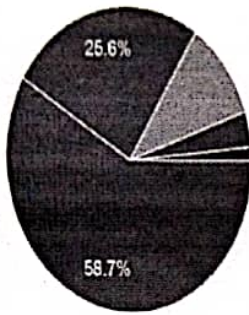
**7. The teaching and mentoring process in your institution facilitates you in cognitive, social and emotional growth.**



**8. The institution provides multiple opportunities to learn and grow.**

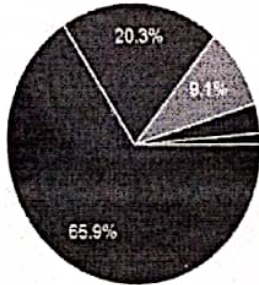


9. Teachers inform you about your expected competencies, course outcomes and programme outcomes.



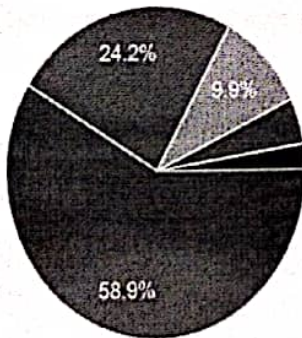
- 4 - Every time
- 3 - Usually
- 2 - Occasionally/Sometimes
- 1 - Rarely
- 0 - Never

10. The teachers illustrate the concepts through examples and applications.



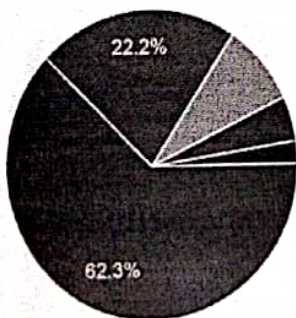
- 4 - Every time
- 3 - Usually
- 2 - Occasionally/Sometimes
- 1 - Rarely
- 0 - Never

11. The teachers identify your strengths and encourage you with providing right level of challenges.



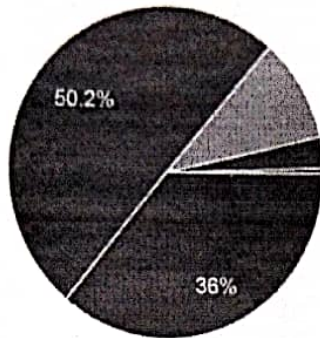
- 4 - Fully
- 3 - Reasonably
- 2 - Partially
- 1 - Slightly
- 0 - Unable to

12. Teachers are able to identify your weaknesses and help you to overcome them.



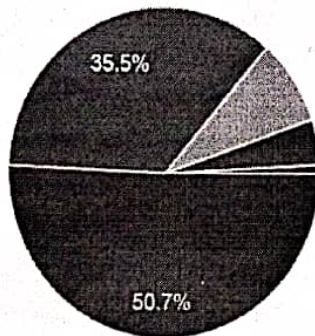
- 4 - Every time
- 3 - Usually
- 2 - Occasionally/Sometimes
- 1 - Rarely
- 0 - Never

**13. The institution makes effort to engage students in the monitoring, review and continuous quality improvement of the teaching learning process.**



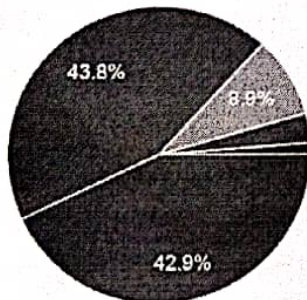
- 4 - Strongly agree
- 3 - Agree
- 2 - Neutral
- 1 - Disagree
- 0 - Strongly disagree

**14. The institute/ teachers use student centric methods, such as experiential learning, participative learning and problem solving methodologies for enhancing learning experiences.**



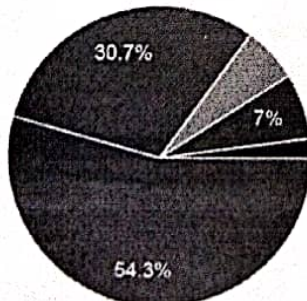
- 4 - To a great extent
- 3 - Moderate
- 2 - Some what
- 1 - Very little
- 0 - Not at all

**15. Teachers encourage you to participate in extracurricular activities.**



- 4 - Strongly agree
- 3 - Agree
- 2 - Neutral
- 1 - Disagree
- 0 - Strongly disagree

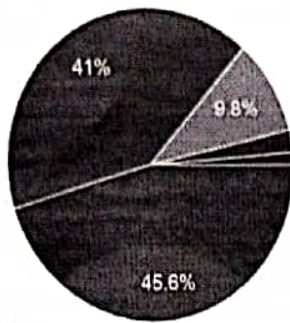
**16. Efforts are made by the institute/ teachers to inculcate soft skills, life skills and employability skills to make you ready for the world of work.**



- 4 - To a great extent
- 3 - Moderate
- 2 - Some what
- 1 - Very little
- 0 - Not at all



17. The overall quality of teaching-learning process in your institute is.




- 4 - Strongly agree
- 3 - Agree
- 2 - Neutral
- 1 - Disagree
- 0 - Strongly disagree

**Key findings from the survey:**


1. A high percentage of students (86.6%) complete satisfaction over the quality of Teaching Learning in our college.
2. Students have expressed overall satisfaction regarding the syllabus completion and laboratory experiments (93%), preparedness of the teachers (89.8%) and communications with the students (84.9%).
3. Students have appreciated the teacher's attitude towards teaching and fairness in evaluation. However, they have requested for more concentration on poor performance student and build their confidence.
4. Teacher's preparation, communication, use of appropriate teaching pedagogy and fairness of internal evaluation has been rated high in the survey.
5. The college provides ample opportunities for cultural activities, sports activities and extra curricular activities. The teachers also encourage for the participation in extra curricular activities (86.7%). The students have opined that college also provides good environment for emotional growth of students.
6. The students have expressed satisfaction (86.2%) regarding the mentorship programme, review and continuous quality improvement of the teaching learning process run by the institute.
7. Students appreciated (84.3%) teaching and implementation of learning outcome based curriculum which includes continuous evaluation and assessment of students throughout the semester.
8. Students have also acknowledged (86.2%) about student centric methods, such as experiential learning, participative learning and problem solving methodologies for enhancing learning experiences.

**The SSS has also pointed out few grey areas where the college/ teachers/ departments do have scope for enhancement in quality of education. They are as follows:**

1. Formulate mechanism which will identify strength and weakness of students and aware right level of challenges and help them to overcome their weakness.
2. Enhance use of ICT in teaching and equip laboratories with multiple copies of small instruments.
3. Enhance number of Books in Library.

  
Coordinator  
Dr. S. S. Kavar

Date: 04/07/2022

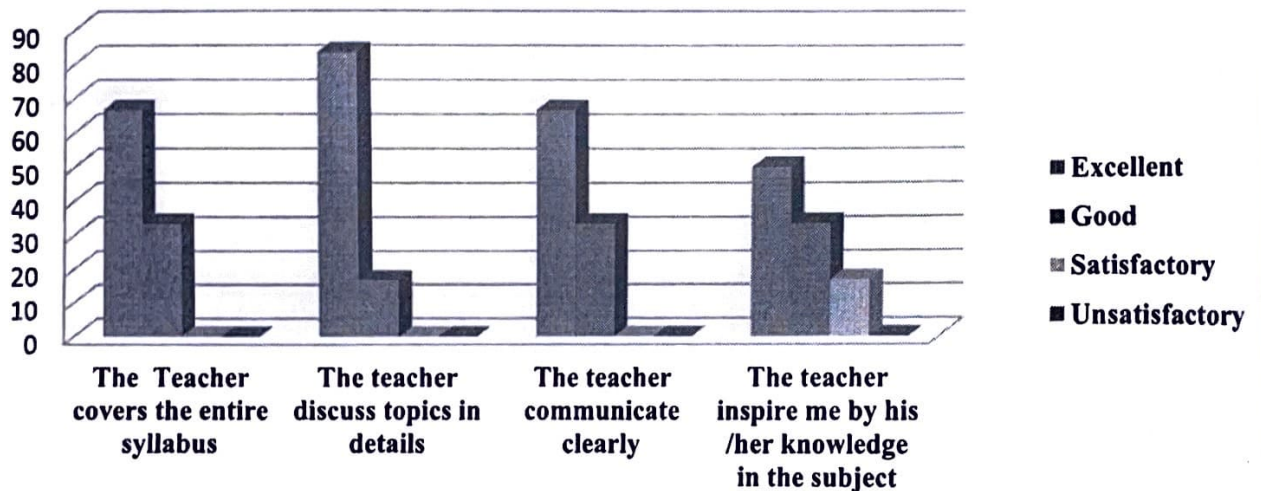
  
Chairman/ Principal  
Dr. A. P. Charjan  
Principal  
Shri. Dr. R. G. Rathod Arts & Sci  
College, Murtizapur, Dist. Akola

## Alumni Feedback Analysis Report Session (2021-2022)

Context	Contents	Excellent	Good	Satisfactory	Unsatisfactory
Course Content	The Teacher covers the entire syllabus	46.66	46.66	6.66	-
	The teacher discuss topics in details	46.66	40.00	13.33	-
	The teacher communicate clearly	73.33	13.33	13.33	-
	The teacher inspire me by his /her knowledge in the subject	86.66	6.66	6.66	-
Teaching learning process	The teacher engages the class for full duration and complete the course in time	53.33	40.00	6.66	-
	The Teacher provide guidance counseling in academic and non-academic matter in /out the class	26.66	53.33	13.33	6.66
	The teacher uses ICT tools	26.66	33.33	26.66	13.33
	The examination/assignment where graded fairly	60.00	26.66	13.33	-
Curriculum/syllabus/evaluative process	Does the course meet your aspiration?	33.33	60	-	6.66
	Do you think present curriculum is job oriented	46.66	33.33	13.33	6.66
	Question paper cover all the topics in the curriculum	26.66	73.33	-	-
	Whether transparency is maintain in evaluation process	20	60	6.66	13.33
Facilities	Library facility	53.33	26.66	13.33	6.66
	Sport facility	33.33	26.66	33.33	6.66
	Culture facility	26.66	60	6.66	6.66
	Infrastructure and lab facility	33.33	53.33	6.66	6.66
Other	Grievance	46.66	33.33	6.66	13.33
	Office staff	53.33	46.66	-	-
	Office facility	66.66	20	13.33	-
	Overall rating of college	46.66	53.33	-	-

## Alumni Feedback Analysis Report Session (2021-2022)

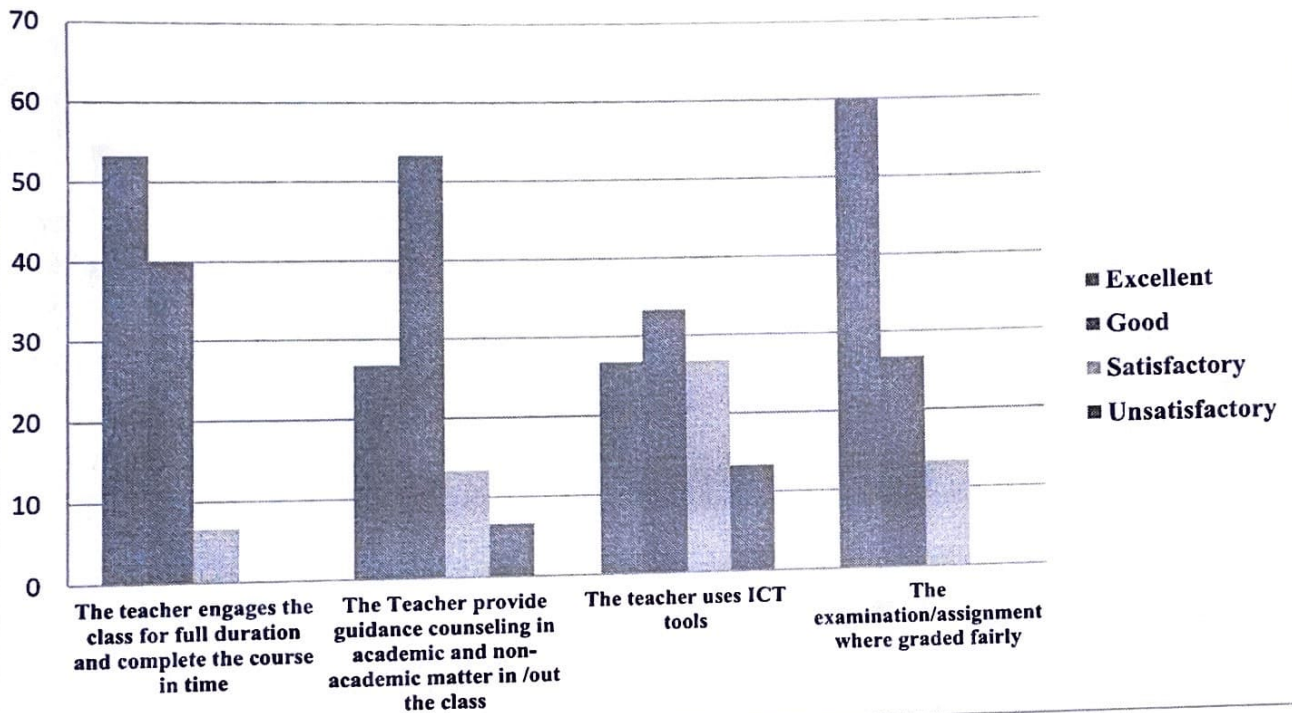
### 01. Course content



The above chart gives the detail information about the course content . In the course content, four point were given to the student. The feedback given by the students are in following manner.

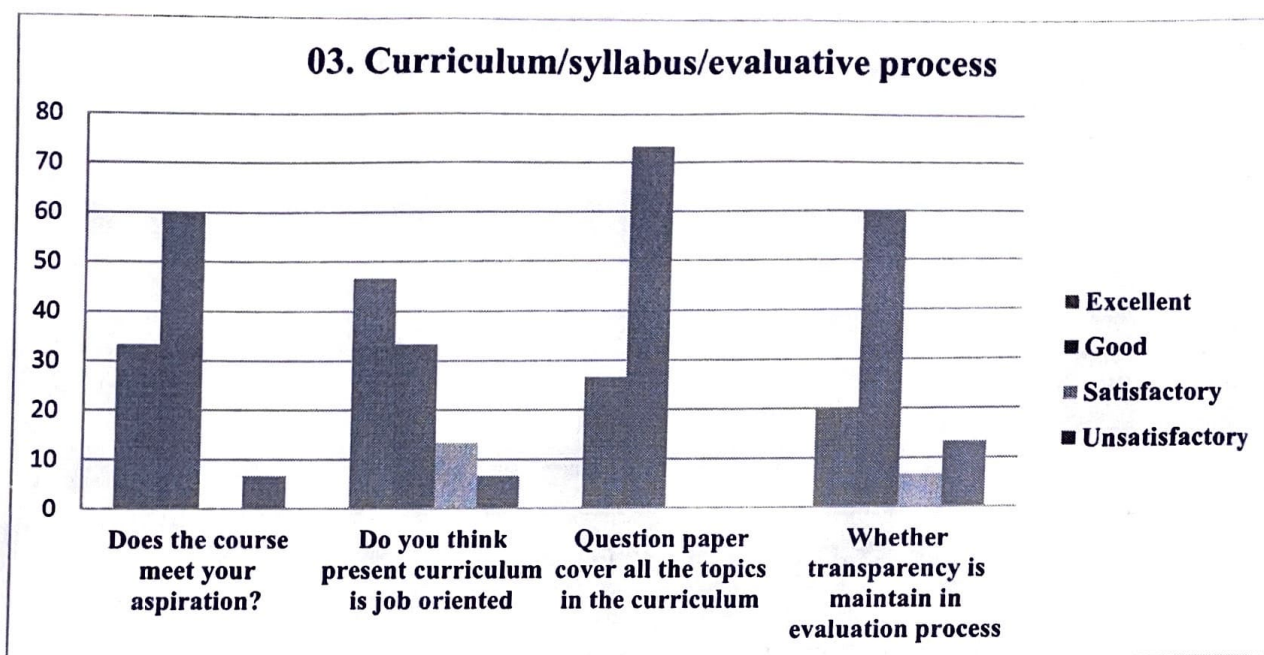
- i) The Teacher covers the entire syllabus :- Excellent(46.66%), Good (46.66%) and Satisfactory(6.66%)
- ii) The teacher discuss topics in details :- Excellent(46.66%), Good (40%) and Satisfactory(13.33%)
- iii) The teacher communicate clearly :- Excellent(73.33%), Good (13.33%) and Satisfactory(13.33%)
- iv) The teacher inspire me by his /her knowledge in the subject :- Excellent(86.66%), Good (6.66%) and Satisfactory(6.66%)

## 02. Teaching learning process



The above chart gives the detail information about the Teaching learning process. In the Teaching learning process, four point were given to the student. The feedback given by the students are in following manner.

- i) The teacher engages the class for full duration and complete the course in time :- Excellent(53.33%), Good (40%) and Satisfactory(6.66%)
- ii) The Teacher provide guidance counseling in academic and non-academic matter in /out the class :- Excellent(26.66%), Good (53.33%),Satisfactory(13.33%) and Unsatisfactory (6.66% )
- iii) The teacher uses ICT tools :- Excellent(26.66%), Good (33.33%), Satisfactory(26.66%) and Unsatisfactory ( 13.33%)
- iv) The examination/assignment where graded fairly :- Excellent(60%), Good (26.66%) and Satisfactory(13.33%)



The above chart gives the detail information about the Curriculum/syllabus/evaluative process. In the Curriculum/syllabus/evaluative process, four point were given to the student. The feedback given by the students are in following manner.

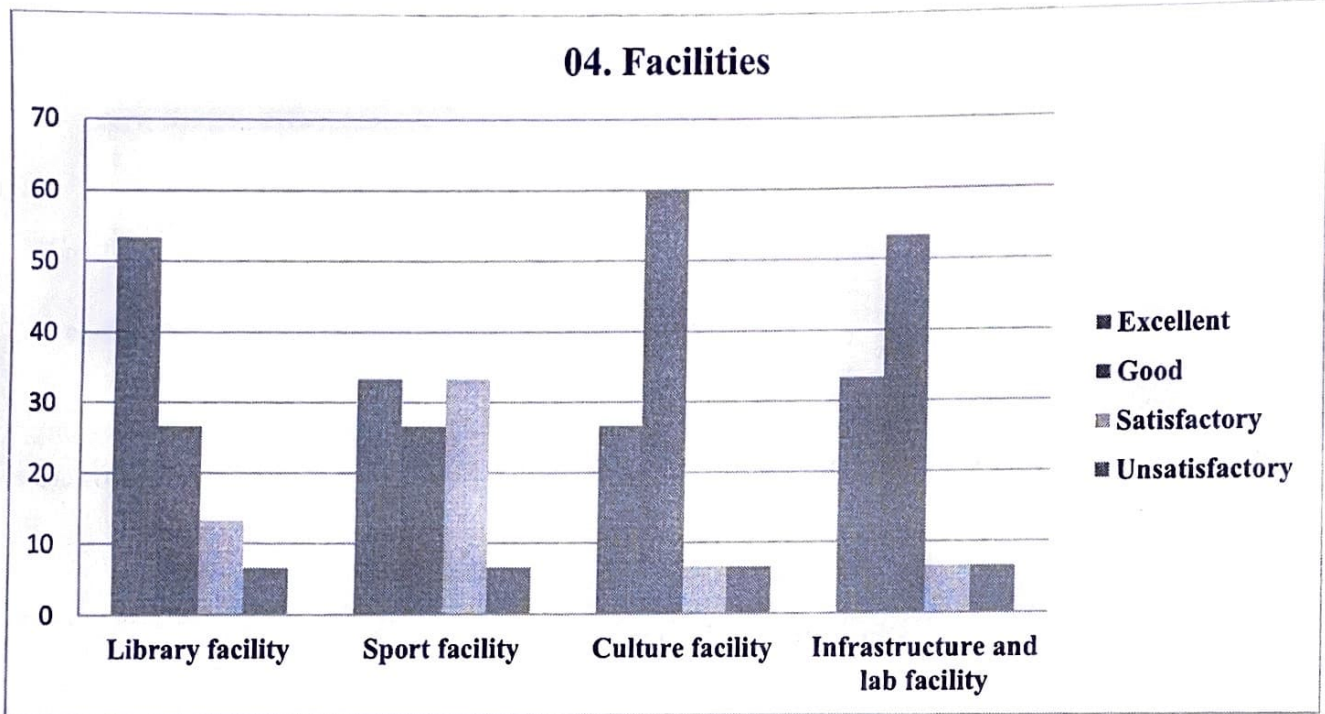
i) Does the course meet your aspiration? :- Excellent(33.33%), Good (60%) and Unsatisfactory(6.66)

ii) Do you think present curriculum is job oriented :- Excellent(46.66%), Good (33.33%),Satisfactory(13.33%) and Unsatisfactory (6.66% )

iii) Question paper cover all the topics in the curriculum :- Excellent(26.66%), Good (73.33%)

iv) Whether transparency is maintain in evaluation process :- Excellent(20%), Good (60%), Satisfactory(6.66%) and Unsatisfactory ( 13.33%)

#### 04. Facilities



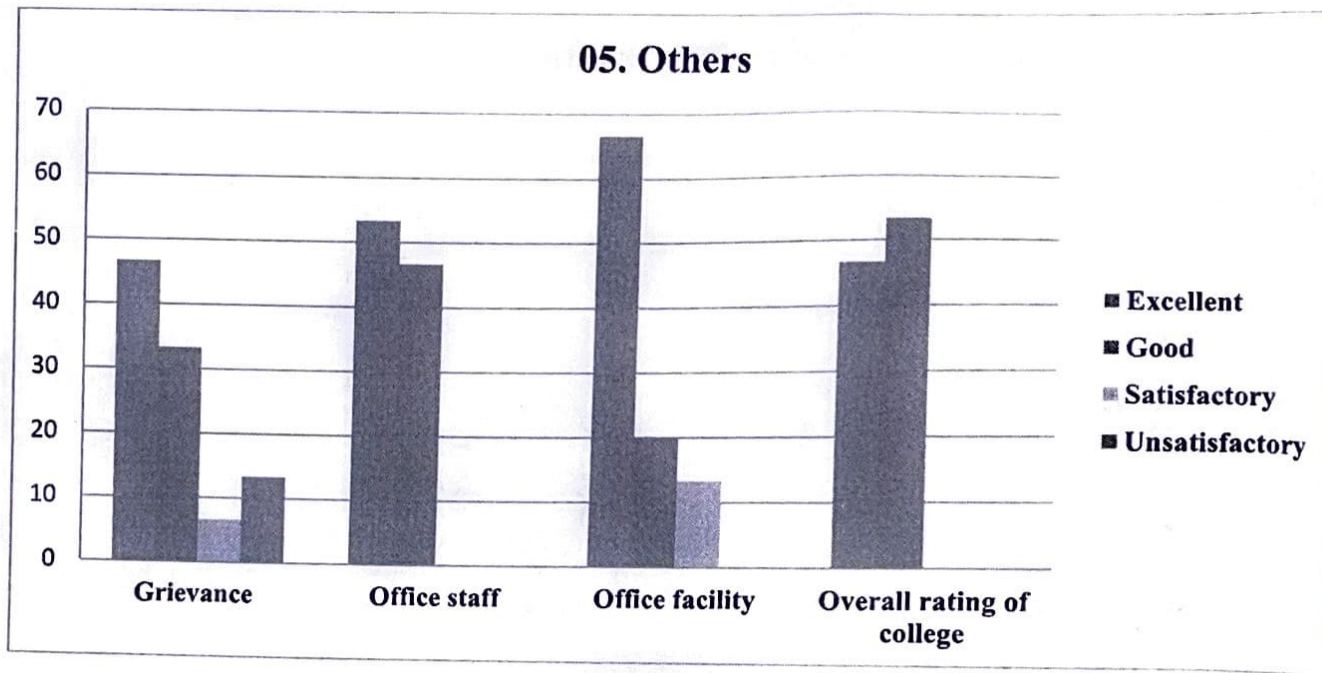
The above chart gives the detail information about the Facilities. In the Facilities, four point were given to the student. The feedback given by the students are in following manner.

i) Library facility :- Excellent(53.33%), Good (26.66%), Satisfactory(13.33%) and Unsatisfactory ( 6.66%)

ii) Sport facility :- Excellent(33.33%), Good (26.66%), Satisfactory(33.33%) and Unsatisfactory ( 6.66%)


iii) Culture facility :- Excellent(26.66%), Good (60%), Satisfactory(6.66%) and Unsatisfactory ( 6.66%)


iv) Infrastructure and lab facility :- Excellent(33.33%), Good (53.33%), Satisfactory(6.66%) and Unsatisfactory ( 6.66%)



The above chart gives the detail information about the Other process. In the other process, four point were given to the student. The feedback given by the students are in following manner.

- i) Grievance :- Excellent(46.66%), Good (33.33%), Satisfactory(6.66%) and Unsatisfactory ( 13.33%)
- ii) office staff :- Excellent(53.33%), Good (46.66%)
- iii) Office facilities :- Excellent(66.66%), Good (20%) and Satisfactory(13.33%)
- iv) Overall rating of college :- Excellent(46.66%), Good (53.33%)

  
 Dr A.S. Nimkar

  
**PRINCIPAL**  
**Shri Dr. R. G. Rathod**  
**Arts & Science College**  
 Mutizapur, Dist. Akola

SHRI. Dr. R. G. Rathod Arts & Science College, Murtizapur, Dist. Akola

**Action Taken Report**  
**(Student Satisfaction Survey)**  
**(Session: 2021-22)**

As per the Feedback Policy, Every year after taking feedback, Chairman conducted the meeting with the faculty members and discussed on the suggestions received through the feedback. In the session 2021-22, Online Survey is taken from the students regarding suggestions on improvement of the Teaching & Learning Process. We have received 565 students' responses and analyzed.

**Action taken on Student Satisfaction Survey:**

The data was collected and analyzed by Feedback committee. In general, positive feedback was received as majority of the students expressed satisfaction with respect to Teaching & Learning Process of the college. The relevant suggestions were listed out by Feedback committee. The analysis of the feedback was discussed with Chairman. On the basis of the data of analysis report the following findings and suggestions of the survey, Chairman Conducted Meeting on 05/07/2022 and discuss with IQAC Committee; concerned Head; faculties of the department and give necessary instructions to them.

**Key findings from the survey:**

1. A high percentage of students (86.6%) complete satisfaction over the quality of Teaching Learning in our college.
2. Students have expressed overall satisfaction regarding the syllabus completion and laboratory experiments (93%), preparedness of the teachers (89.8%) and communications with the students (84.9%).



3. Students have appreciated the teacher's attitude towards teaching and fairness in evaluation. However, they have requested for more concentration on poor performance student and build their confidence.

4. Teacher's preparation, communication, use of appropriate teaching pedagogy and fairness of internal evaluation has been rated high in the survey.

5. The college provides ample opportunities for cultural activities, sports activities and extracurricular activities. The teachers also encourage for the participation in extracurricular activities (86.7%). The students have opined that college also provides good environment for emotional growth of students.

6. The students have expressed satisfaction (86.2%) regarding the mentorship programme, review and continuous quality improvement of the teaching learning process run by the institute.

7. Students appreciated (84.3%) teaching and implementation of learning outcome based curriculum which includes continuous evaluation and assessment of students throughout the semester.

8. Students have also acknowledged (86.2%) about student centric methods, such as experiential learning, participative learning and problem solving methodologies for enhancing learning experiences.


**The SSS has also pointed out few grey areas where the college/ teachers/ departments do have scope for enhancement in quality of education. They are as follows:**

1. Formulate mechanism which will identify strength and weakness of students and aware right level of challenges and help them to overcome their weakness.

2. Enhance use of ICT in teaching and equip laboratories with multiple copies of small instruments.

3. Enhance number of Books in Library.

Date: 06/07/2022

  
Principal  
Shri. Dr. R. G. Rathod Arts & Science  
College, Murtizapur, Dist. Akola

**Shri. Dr.R.G.Rathod Arts and Science College, Murtizapur Dist:-Akola**

**Feedback Analysis and Action Taken Report (Alumni)**

**Session (2021-22)**

Alumni meetings were concluded in the college on April.24, 2022. A feedback analysis report of that meeting was prepared and presented in the CDC meeting. After discussing the feedback analysis report, the following actions were taken-


Sr.No.	Suggestion /Grievances	Action Taken by Authority
01	Material should be made available in the laboratory.	Various facilities have been made available in each lab with the view of getting practical knowledge.
02	Regarding gender equality.	Permission was taken to conduct various programs regarding gender equality.
03	Conducting various guest lectures.	Permission was granted to organize various guest lecture.
04	Sports material should be made available for the students.	Additional equipment was provided for the students to play.
05	Organizing placement for students.	A placement cell was established in the college for the placement of students.
06	RO water facility	ROWater facilities were provided for the students.
07	ICT/Smart room for lecture hall	ICT facilities have been made available in every classroom.
08	Needs more guidance of MPSC/UPSC Exam.	It has been decided to organize NET/SET workshop from the coming academic year.

Place:-Murtizapur

Date:- 30/04/2022

  
In-Charge

Alumni Committee

  
Principal  
Shri. Dr. R. G. Rathod Arts & Science  
College, Murtizapur, Dist. Akola