

SHRI. Dr. R. G. Rathod Arts & Science College, Murtizapur, Dist. Akola

**Notice (NAAC)**

**Students Satisfaction Survey (feedback) on Teaching & Learning Methodology**  
(Session: 2021-22)

As per the direction given by Principal & Chairman of Feedback-Committee, all the following Head of department and the Faculty Members are here by informed that they should conduct the **Students Satisfaction Survey (feedback) on Teaching & Learning Methodology** of session 2021-22 by **ONLINE Mode** as per the given format and Link, on or before **7<sup>th</sup> May 2022**.

"This survey is important for NAAC (Teaching Learning Methodology), This survey is based on Teaching Learning Methodology of our college and consist of total 18 questions, so every teacher go through this Questionnaire and aware this to the allotted students. The submission of this survey is compulsory for every student, so it is responsibility of teacher to contact the student and insist for the submission, the link is open for the submission is up to 7<sup>th</sup> May 2022".

**Note: Send the following Link to Whattapp Group and insist all the students to submit the survey.**

**Send the following Link: <https://forms.gle/X9qCSsqLGXjLu34K7>**

Date: 27/04/2022

I/C  
IQAC

Coordinator  
Criteria II & Feedback

Principal  
Principal

Shri. Dr. R. G. Rathod Arts & Science  
College, Murtizapur, Dist. Akola

Copy Circulate to:

- |                    |  |             |
|--------------------|--|-------------|
| Dr. R. P. Shirsat  | : CBZ Group (B.Sc. I, II & III Year)       | <i>Paul</i> |
| ✓ Dr. T. R. Tatte  | : PCM & CPM Group (B.Sc. I, II & III Year) | <i>Paul</i> |
| ✓ Dr. D. B. Dupare | : M.Sc. Chemistry                          | <i>Paul</i> |
| ✓ Dr. P. M. Makode | : M.Sc. Zoology                            | <i>Paul</i> |
| ✓ Dr. A. S. Nimkar | : M.Sc. Mathematics                        | <i>Paul</i> |
| Mr. S.K. Shah      | : B.A. I Year                              | <i>Paul</i> |
| Mr. G. D. Shende   | : B.A. II Year                             | <i>Paul</i> |
| Mr. R. H. Khandare | : B. A. III Year                           | <i>Paul</i> |

# Shri. Dr. R. G. Rathod Arts & Science College, Murtizapur

## Report of Analysis of Student Satisfaction Survey

Session: 2021-22

The college is affiliated to the Sant Gadge Baba Amravati University, Amravati. This Year College conducted Student Satisfaction Survey. In the session 2021-22, Online Survey is taken from the students regarding suggestions on Teaching & Learning Process implemented by College. We have received 565 students' responses and analyzed.

**Total No. of Students: 565**

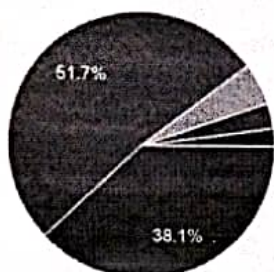
Question No.	Teaching & Learning Evaluation Points	Response in %				
		4	3	2	1	0
1	How well did the teachers prepare for the classes?	51.7	38.1	10.2	--	--
2	How well were the teachers able to communicate?	67.6	17.3	8.9	6.2	--
3	The teacher's approach to teaching can best be described as.	46.2	30.7	21.5	1.6	--
4	Fairness of the internal evaluation process by the teachers.	65.9	21.9	12.2	--	--
5	Was your performance in assignments discussed with you?	66.1	17.9	11.4	4.6	--
6	The institute takes active interest in promoting internship, student exchange, field visit opportunities for students.	59.8	14.1	19.6	6.5	--
7	The teaching and mentoring process in your institution facilitates you in cognitive, social and emotional growth.	28.4	56.9	10	4.7	--
8	The institution provides multiple opportunities to learn and grow.	33.9	53.1	9.1	3.81	--
9	Teachers inform you about your expected competencies, course outcomes and programme outcomes	58.7	25.6	15.7	--	--
10	The teachers illustrate the concepts through examples and applications.	65.9	20.3	9.1	4.7	--
11	The teachers identify your strengths and encourage you with providing right level of challenges.	58.9	24.2	9.9	7	--
12	12. Teachers are able to identify your weaknesses and help you to overcome them.	62.3	22.2	15.5	--	--
13	The institution makes effort to engage students in the monitoring, review and continuous quality improvement of the teaching learning process.	36	50.2	13.8	--	--
14	The institute/ teachers use student centric methods, such as experiential learning, participative learning and problem solving methodologies for enhancing learning experiences.	50.7	35.5	13.8	--	--
15	Teachers encourage you to participate in extracurricular activities.	42.9	43.8	8.9	4.4	--
16	Efforts are made by the institute/ teachers to inculcate soft skills, life skills and	54.3	30.7	8	7	--



	employability skills to make you ready for the world of work.					
17	The overall quality of teaching-learning process in your institute is.	45.6	41	9.8	3.6	--

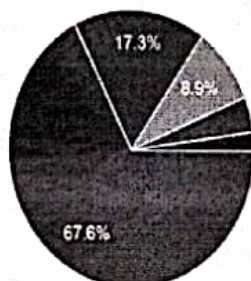
**Analysis and the findings:** The analysis of the responses collected from the students done by the Feedback team. The question-wise outcome of the results is presented below:

**1. How well did the teachers prepare for the classes?**



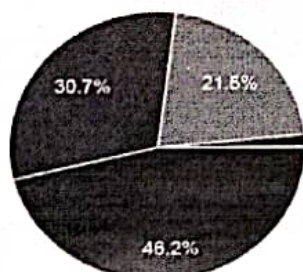
- 4 – Thoroughly
- 3 – Satisfactorily
- 2 – Poorly
- 1 – Indifferently
- 0 – Won't teach at all

**2. How well were the teachers able to communicate?**



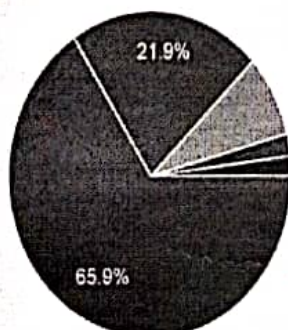
- 4 – Always effective
- 3 – Sometimes effective
- 2 – Just satisfactory
- 1 – Generally ineffective
- 0 – Very poor communication

**3. The teacher's approach to teaching can best be described as.**




- 4 – Excellent
- 3 – Very good
- 2 – Good
- 1 – Fair
- 0 – Poor

**4. Fairness of the internal evaluation process by the teachers.**

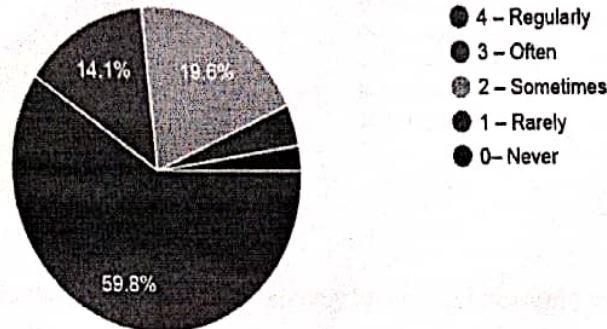


- 4 – Always fair
- 3 – Usually fair
- 2 – Sometimes unfair
- 1 – Usually unfair
- 0 – Unfair

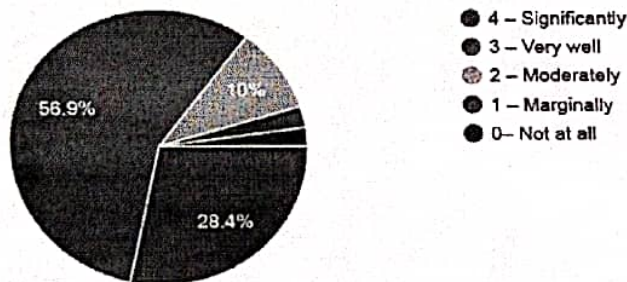
**5. Was your performance in assignments discussed with you?**



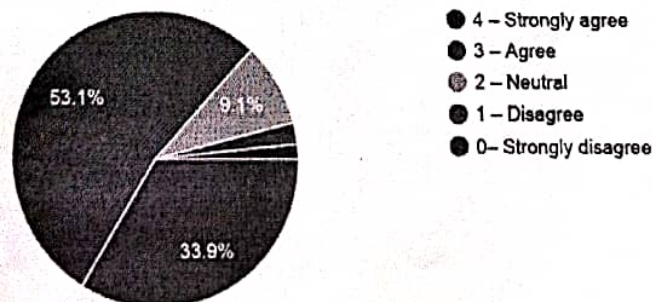
**6. The institute takes active interest in promoting internship, student exchange, field visit opportunities for students.**



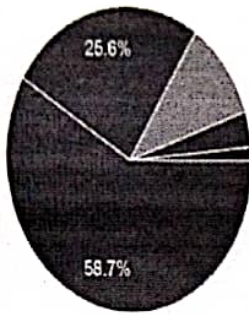
**7. The teaching and mentoring process in your institution facilitates you in cognitive, social and emotional growth.**



**8. The institution provides multiple opportunities to learn and grow.**

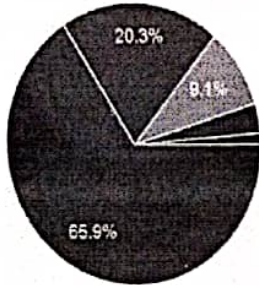


9. Teachers inform you about your expected competencies, course outcomes and programme outcomes.



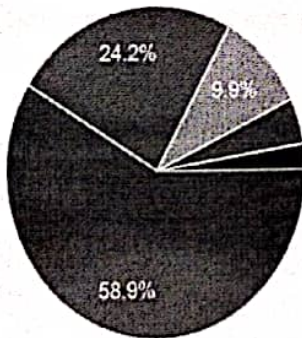
- 4 - Every time
- 3 - Usually
- 2 - Occasionally/Sometimes
- 1 - Rarely
- 0 - Never

10. The teachers illustrate the concepts through examples and applications.



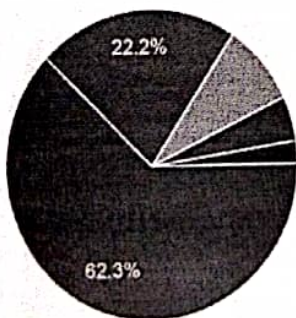
- 4 - Every time
- 3 - Usually
- 2 - Occasionally/Sometimes
- 1 - Rarely
- 0 - Never

11. The teachers identify your strengths and encourage you with providing right level of challenges.



- 4 - Fully
- 3 - Reasonably
- 2 - Partially
- 1 - Slightly
- 0 - Unable to

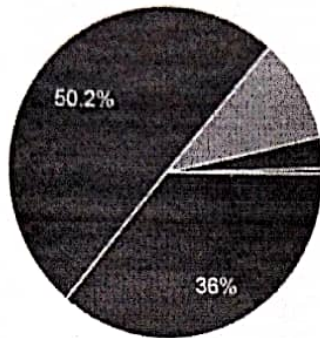
12. Teachers are able to identify your weaknesses and help you to overcome them.



- 4 - Every time
- 3 - Usually
- 2 - Occasionally/Sometimes
- 1 - Rarely
- 0 - Never

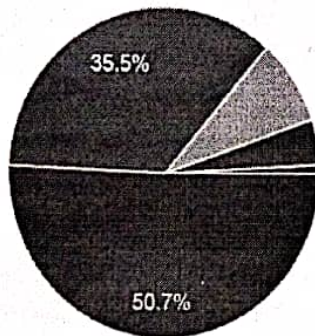


**13. The institution makes effort to engage students in the monitoring, review and continuous quality improvement of the teaching learning process.**



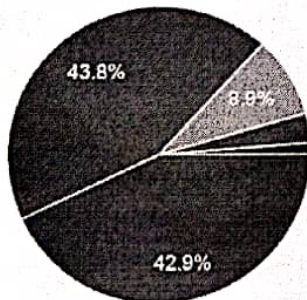
- 4 - Strongly agree
- 3 - Agree
- 2 - Neutral
- 1 - Disagree
- 0 - Strongly disagree

**14. The institute/ teachers use student centric methods, such as experiential learning, participative learning and problem solving methodologies for enhancing learning experiences.**



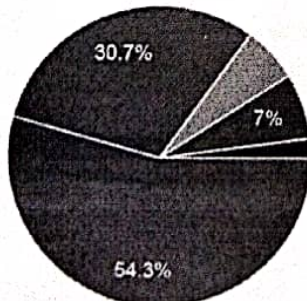
- 4 - To a great extent
- 3 - Moderate
- 2 - Some what
- 1 - Very little
- 0 - Not at all

**15. Teachers encourage you to participate in extracurricular activities.**



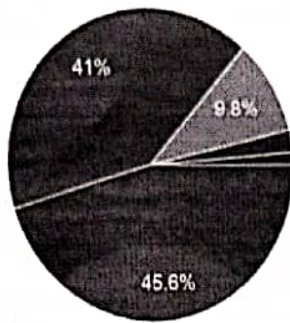
- 4 - Strongly agree
- 3 - Agree
- 2 - Neutral
- 1 - Disagree
- 0 - Strongly disagree

**16. Efforts are made by the institute/ teachers to inculcate soft skills, life skills and employability skills to make you ready for the world of work.**



- 4 - To a great extent
- 3 - Moderate
- 2 - Some what
- 1 - Very little
- 0 - Not at all

17. The overall quality of teaching-learning process in your institute is.



- 4 - Strongly agree
- 3 - Agree
- 2 - Neutral
- 1 - Disagree
- 0 - Strongly disagree

**Key findings from the survey:**


1. A high percentage of students (86.6%) complete satisfaction over the quality of Teaching Learning in our college.
2. Students have expressed overall satisfaction regarding the syllabus completion and laboratory experiments (93%), preparedness of the teachers (89.8%) and communications with the students (84.9%).
3. Students have appreciated the teacher's attitude towards teaching and fairness in evaluation. However, they have requested for more concentration on poor performance student and build their confidence.
4. Teacher's preparation, communication, use of appropriate teaching pedagogy and fairness of internal evaluation has been rated high in the survey.
5. The college provides ample opportunities for cultural activities, sports activities and extra curricular activities. The teachers also encourage for the participation in extra curricular activities (86.7%). The students have opined that college also provides good environment for emotional growth of students.
6. The students have expressed satisfaction (86.2%) regarding the mentorship programme, review and continuous quality improvement of the teaching learning process run by the institute.
7. Students appreciated (84.3%) teaching and implementation of learning outcome based curriculum which includes continuous evaluation and assessment of students throughout the semester.
8. Students have also acknowledged (86.2%) about student centric methods, such as experiential learning, participative learning and problem solving methodologies for enhancing learning experiences.

**The SSS has also pointed out few grey areas where the college/ teachers/ departments do have scope for enhancement in quality of education. They are as follows:**

1. Formulate mechanism which will identify strength and weakness of students and aware right level of challenges and help them to overcome their weakness.
2. Enhance use of ICT in teaching and equip laboratories with multiple copies of small instruments.
3. Enhance number of Books in Library.

  
Coordinator  
Dr. S. S. Kawar

Date: 04/07/2022

  
Chairman/ Principal  
Dr. A. P. Charjan  
Principal  
Shri. Dr. R. G. Rathod Arts & Sci  
College, Murtizapur, Dist. Akola

SHRI. Dr. R. G. Rathod Arts & Science College, Murtizapur, Dist. Akola


## Feedback Committee

(Session: 2021-22)

### Notice

All the following Head of Department and faculties are here by informed that they should attend the meeting with chairman of Feedback Committee regarding the **Student Satisfaction Survey** of the Teaching & Learning process of Session 2021-22 on **05/07/2022** at 2.30 p.m.

Date: 05/07/2022



(Dr. S. S. Kavar)  
Coordinator  
Feedback Committee  
(Student & Faculty)

Copy Circulate to:

HOD Chemistry

HOD Zoology

HOD Botany

HOD Physics

HOD Mathematics

HOD Marathi

HOD Political Science

HOD Sociology

HOD History

HOD Economics

HOD Geography

HOD Music

HOD English

HOD CMPS

HOD Home Economics

HOD Library Science








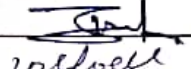
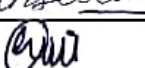


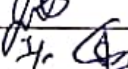





SHRI. Dr. R. G. Rathod Arts & Science College, Murtizapur, Dist. Akola

**Feedback Committee**





(Session: 2021-22)

Meeting Attendance Sheet

Date: 05/07/2022

Sr. No.	Name of Department	Sign of HOD
1.	HOD Chemistry	
2.	HOD Zoology	
3.	HOD Botany	
4.	HOD Physics	
5.	HOD Mathematics	
6.	HOD Marathi	
7.	HOD Political Science	
8.	HOD History	
9.	HOD Economics	
10.	HOD Geography	
11.	HOD Sociology	
12.	HOD English	
13.	HOD CMPS	
14.	HOD Music	
15.	HOD Home Economics	
16.	HOD Library	

Feedback Committee Members:

Sr. No.	Name of Member	Sign of Members
01	Dr. S. S. Kavar	
02	Dr. P. M. Makode (IQAC Incharge)	
03	Mr. R.H. Khandare	
04	Dr. Mrs. R. P. Shirsat	

## Feedback Committee

(Session: 2021-22)

### Meeting Report

Meeting Date: 05/07/2022

Meeting Co-ordinate by: Dr. A. P. Charjan, Dr. S. S. Kwar

Following Point discussed in the meeting:

- (i) As per the direction of Chairman of FEED BACK Committee, In this session Student Satisfaction Survey of the Teaching & Learning process Conducted.
- (ii) Feedback committee taken an online survey on Teaching & Learning process from 27/04/2022 to 07/05/2022.
- (iii) Committee received Total 565 Students responses.
- (iv) After the analysis, Report submitted to Chairman of feedback committee.
- (v) Chairman discussed on the following Key points responses by students in survey;
  1. A high percentage of students (86.6%) complete satisfaction over the quality of Teaching Learning in our college.
  2. Students have expressed overall satisfaction regarding the syllabus completion and laboratory experiments (93%), preparedness of the teachers (89.8%) and communications with the students (84.9%).
  3. Students have appreciated the teacher's attitude towards teaching and fairness in evaluation. However, they have requested for more concentration on poor performance student and build their confidence.
  4. Teacher's preparation, communication, use of appropriate teaching pedagogy and fairness of internal evaluation has been rated high in the survey.
  5. The college provides ample opportunities for cultural activities, sports activities and extra curricular activities. The teachers also encourage for the participation in extra curricular activities (86.7%). The students have opined that college also provides good environment for emotional growth of students.
  6. The students have expressed satisfaction (86.2%) regarding the mentorship programme, review and continuous quality improvement of the teaching learning process run by the institute.
  7. Students appreciated (84.3%) teaching and implementation of learning outcome based curriculum which includes continuous evaluation and assessment of students throughout the semester.
  8. Students have also acknowledged (86.2%) about student centric methods, such as experiential learning, participative learning and problem solving methodologies for enhancing learning experiences.
- (vi) Chairman discuss the following suggestions by students in survey; with IQAC Committee; concerned Head, Faculties of the department and Librarian and give necessary instructions to them.



- Formulate mechanism which will identify strength and weakness of students and aware right level of challenges and help them to overcome their weakness.
- Enhance use of ICT in teaching and equip laboratories with multiple copies of small instruments.
- Enhance number of Books in Library.



**Coordinator**  
**Dr. S. S. Kavar**  
**Date: 05/07/2022**



**Chairman/Principal**  
**Dr. A. P. Charjan**  
**Principal**  
**Shri. Dr. R. G. Rathod Arts & Science**  
**College, Murtizapur, Dist. Akola**

SHRI. Dr. R. G. Rathod Arts & Science College, Murtizapur, Dist. Akola

**Action Taken Report**  
**(Student Satisfaction Survey)**  
**(Session: 2021-22)**

As per the Feedback Policy, Every year after taking feedback, Chairman conducted the meeting with the faculty members and discussed on the suggestions received through the feedback. In the session 2021-22, Online Survey is taken from the students regarding suggestions on improvement of the Teaching & Learning Process. We have received 565 students' responses and analyzed.

**Action taken on Student Satisfaction Survey:**

The data was collected and analyzed by Feedback committee. In general, positive feedback was received as majority of the students expressed satisfaction with respect to Teaching & Learning Process of the college. The relevant suggestions were listed out by Feedback committee. The analysis of the feedback was discussed with Chairman. On the basis of the data of analysis report the following findings and suggestions of the survey, Chairman Conducted Meeting on 05/07/2022 and discuss with IQAC Committee; concerned Head; faculties of the department and give necessary instructions to them.

**Key findings from the survey:**

1. A high percentage of students (86.6%) complete satisfaction over the quality of Teaching Learning in our college.
2. Students have expressed overall satisfaction regarding the syllabus completion and laboratory experiments (93%), preparedness of the teachers (89.8%) and communications with the students (84.9%).



3. Students have appreciated the teacher's attitude towards teaching and fairness in evaluation. However, they have requested for more concentration on poor performance student and build their confidence.

4. Teacher's preparation, communication, use of appropriate teaching pedagogy and fairness of internal evaluation has been rated high in the survey.

5. The college provides ample opportunities for cultural activities, sports activities and extracurricular activities. The teachers also encourage for the participation in extracurricular activities (86.7%). The students have opined that college also provides good environment for emotional growth of students.

6. The students have expressed satisfaction (86.2%) regarding the mentorship programme, review and continuous quality improvement of the teaching learning process run by the institute.

7. Students appreciated (84.3%) teaching and implementation of learning outcome based curriculum which includes continuous evaluation and assessment of students throughout the semester.

8. Students have also acknowledged (86.2%) about student centric methods, such as experiential learning, participative learning and problem solving methodologies for enhancing learning experiences.


**The SSS has also pointed out few grey areas where the college/ teachers/ departments do have scope for enhancement in quality of education. They are as follows:**

1. Formulate mechanism which will identify strength and weakness of students and aware right level of challenges and help them to overcome their weakness.

2. Enhance use of ICT in teaching and equip laboratories with multiple copies of small instruments.

3. Enhance number of Books in Library.

Date: 06/07/2022

  
Principal  
Shri. Dr. R. G. Rathod Arts & Science  
College, Murtizapur, Dist. Akola